

DATA SHEET USED MACHINE



(picture shows used machine)

Equipment machine - factory tested:

- including side edge with tuning device
- stone unit 150 mm wide
- belt unit 350 mm wide
- 100 liter water tank
- new touch control panel
- 3x frequency converter new
- replacement of all wear parts such as splash protection, feed rings etc.
- drive motors mechanically + electrically tested, insulation test
- pneumatics + control technology in full functionality
- paint / coating repaired
- new customer service

Condition tools:

- dressing diamond: new
- grinding stone: Ø 290 mm out of 350 mm
- new grinding belts

Combined belt-stone grinding machine PROFI 2

The PROFI 2 has separate drive motors for the belt and stone grinding station as well as separately controlled, infinitely variable feed motors for the belt and stone side. This makes it possible to work with different settings independently on the belt and stone grinding station. The ideal prerequisite for 2-man operation and a large service volume.

MACHINE TYPE: PROFI 2





G-NUMBER: G1052981

CONSTRUCTION YEAR: 2001



CONDITION: Factory tested

PRICE AND AVAILABILITY ON REQUEST.

Our terms and conditions apply to this offer: <https://www.reichmann.com/en/footer/terms>



(original pictures of the used machine)



TECHNICAL DATA

Dimensions (L x W x H) in mm	1680 x 1050 x 1320
Weight in kg	750
Connecting voltage	380–415 V, 50 Hz., 3 PH/N/PE
Connecting power in kW	9
Dimensions grinding stone	∅ 350 x 150 mm
Dimensions grinding belt	350 x 2000 mm
Stone speed	stepless
Belt speed in U/min	500/1000
Dressing speed	stepless
Feed speed	stepless
Coolant tank in l	100
Contact pressure feed in kg	
stone side	5-35
belt side	5-15

